

ADW Series Drives



INTRODUCTION

STEP & DIRECTION

ADVANCED

ANALOG INPUT

PROGRAMMABLE

EtherCAT

CANopen

INTRODUCTION

- ADW is the new R.T.A. electronic drive designed for all applications where accurate SPEED CONTROL is needed.
- The motor velocity can be regulated in 3 ways:
 - Analog voltage input
 - External potentiometer
 - Internal speed settings
- The extended ADW power range (24-75 V_{DC}, 0.65 - 6.0 A) and its versatility (four Modes of Operation) allow to access to a wide variety of application fields.

HIGHLIGHTS

- Any speed-regulated applications with variable or pre-set velocity setting.
- Conveyors:
 - Single belt transport
 - Multi belt transport with high precision position/speed synchronization.
- Jog or adjustment movements.

MODES OF OPERATION

- | | |
|--------------------------|----------------------------|
| 1 RUN MODE | 3 CW/CCW (JOG) |
| 2 START/STOP MODE | 4 LIMIT SWITCH MODE |

Series	Model	V _{DC} range (V)	I _{NP} min. (Peak value) (A)	I _{NP} max. (Peak value) (A)	Dimensions (mm)
ADW	04 - 04.V*	24 to 75	0.65	2.0	122x94x25
ADW	06 - 06.V*	24 to 75	1.9	6.0	122x94x25
ADW	94	24 to 75	0.65	2.0	129x110x34
ADW	96	24 to 75	1.9	6.0	129x110x34

* ADW 04.V and ADW 06.V versions are equipped with screw-type connectors.

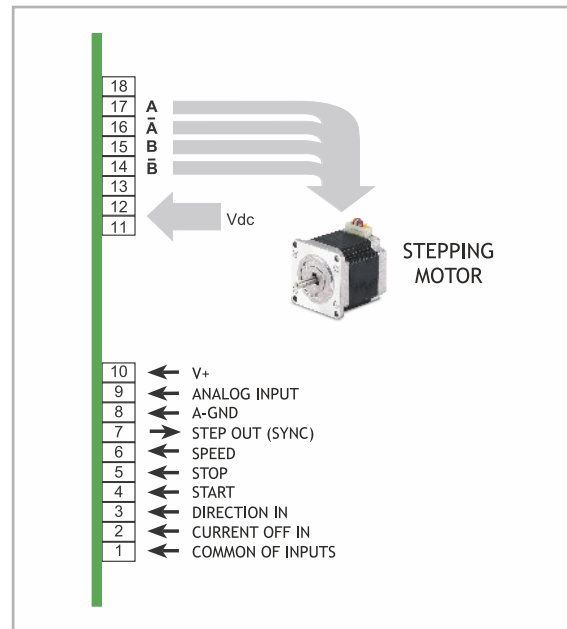


TECHNICAL FEATURES

- Range of operating voltage: 24-75 V_{dc}.
- Range of current: 0.65-6 A. Easy setting of values by means of dip-switches.
- Wide speed range: 0.8 rpm to 2,000 rpm. Continuous operation zone up to approx 400 rpm, depending on motor choice.
- 64 internally selectable preset speed.
- 0-5Vdc or 0-10Vdc selectable analog command range.
- Low & High-speed motion profile.
- Adjustable internal acceleration/deceleration ramp.
- Voltage source for potentiometer available at connector.
- "Auto-stop" function.
- All opto-insulated digital inputs.
- Sync-out for multi-Axis synchronization.
- Over-voltage, short-circuit and thermal protection.
- Warranty: 24 months.

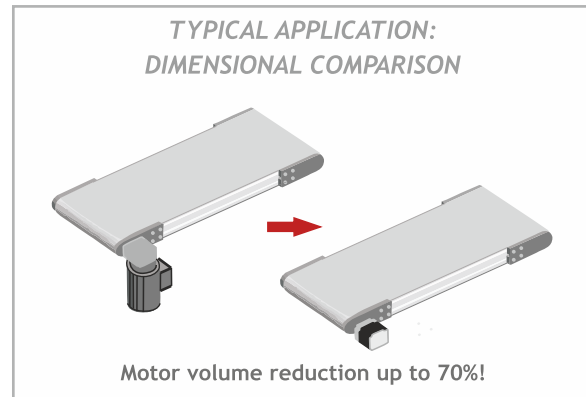


POWER AND LOGIC CONNECTIONS

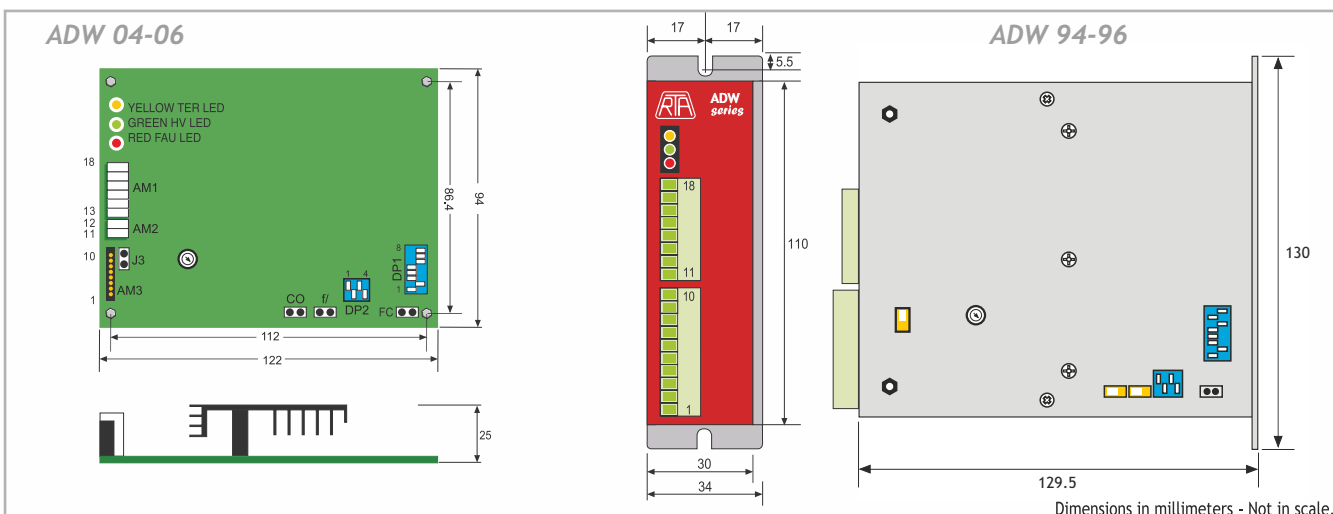


BENEFITS VS. CONVENTIONAL INVERTERS + AC MOTORS + WORM GEARBOX SETUP.

- Broader and more accurate speed range [0.8 rpm to 2,000 rpm]
- Zero-deviation motor speed control at any speed. [motor speed is not affected by variable factors like load, inertia or friction].
- The motors automatically act as brake at zero speed.
- Easy multi-axis synchronization in Position and Speed.
- No need of worm gearbox due to the high-torque at low rotation speed range [0-400 rpm].
- Smaller dimension: overall size < 1/3 compared with traditional AC Asynchronous sets.
- Lower weight.



MECHANICAL DIMENSIONS



R.T.A. s.r.l.
Via E. Mattei - Fraz. Divisa
27020 MARCIGNAGO (PV) ITALY
Tel. +39.0382.929.855
Fax +39.0382.929.150
www.rta.it

R.T.A. Deutschland GmbH
Bublitzer Straße 34
40599 DÜSSELDORF (Germany)
Tel. +49.211.749.668.60
Fax +49.211.749.668.66
www.rta-deutschland.de

R.T.A. IBERICA-Motion Control Systems S.L.
C/Generalitat 22, Local 1.
08850 GAVA - BARCELONA (Spain)
Tel. +34.936.388.805
Fax +34.936.334.595
www.rta-iberica.es

R.T.A India Pvt
Flat n. 201, Wind Residency
Vishal Nagar, D.P. Road, Pimple Nilakh,
411027 Pune (India)
Tel. +91.9422507445
www.rta-india.in